


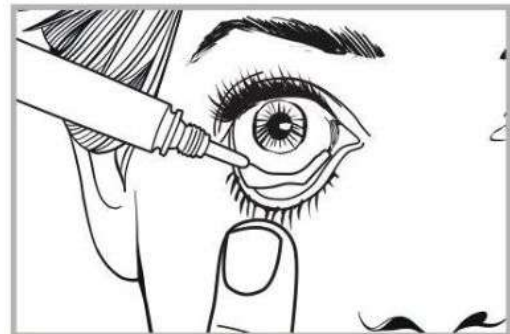
Suggested directions for using Hydramed Night



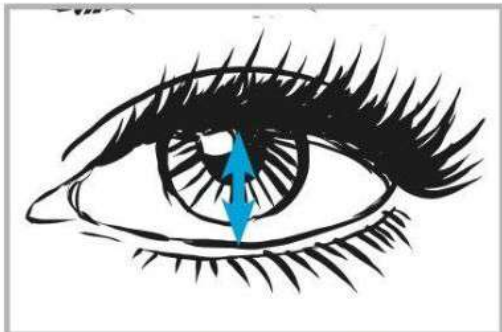
1. To apply the ointment – sit or stand in front of a mirror slightly tilting your head backwards



2. Take off the cap and gently pull down the lower eye lid with your index finger to form a sack



3. Squeeze the tube slowly until a 10mm strip of the product is instilled onto the lower eyelid



4. Blink a few times to spread the ointment evenly over the eye



5. Wipe away any excess ointment from around the eyelids with a clean paper tissue



6. The ointment may cause a mild and transient blurring of your vision, so apply once a day before going to sleep